

KERBSIDE RECYCLING GUIDE

- Can you recycle it? Check below.
- Is it clean? Wash, squash and lids off.
- Sort your recycling into your three crates. Keep each category separate. You can use your crates in any combination. For example: use two for glass and one for plastic & cans, or use all three for paper & cardboard.

My recycling day is:
weekly, 7am.

PAPER & CARDBOARD



PLASTIC 1, 2 & 5 CANS



GLASS



KERBSIDE RUBBISH GUIDE

- Can it go in your wheelie bin? Check below.
- Put heavy items at the bottom and lighter items on top.
- Your wheelie bin should be your last choice for your waste. Use the Waste A-Z Guide on your council's website to see if there is a better option before throwing it in your wheelie bin.
- Waste less, pay less. Households that put out their wheelie bin fortnightly or less can pay less for the service. Visit your council's website for more information.

My rubbish day is:
weekly, 7am.

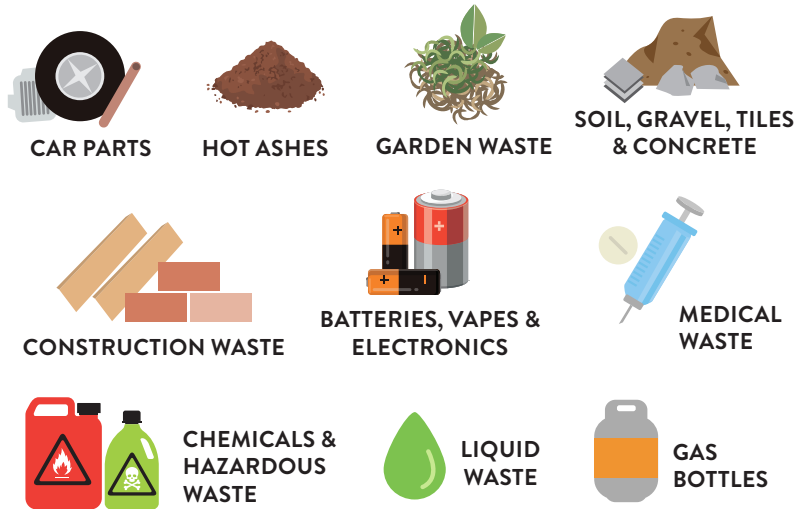
✓ WHAT CAN GO IN

YOUR WHEELIE BIN IS FOR HOUSEHOLD WASTE ONLY



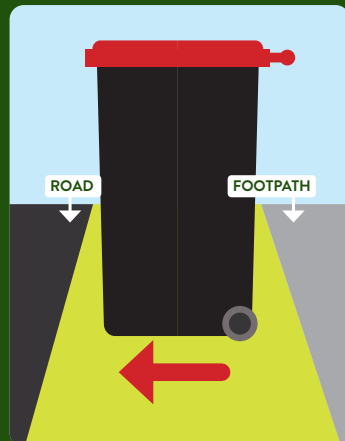
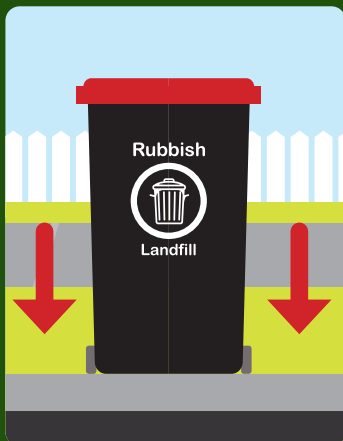
✗ WHAT CAN'T GO IN

THESE ITEMS ARE A HAZARD TO TRUCKS AND WORKERS

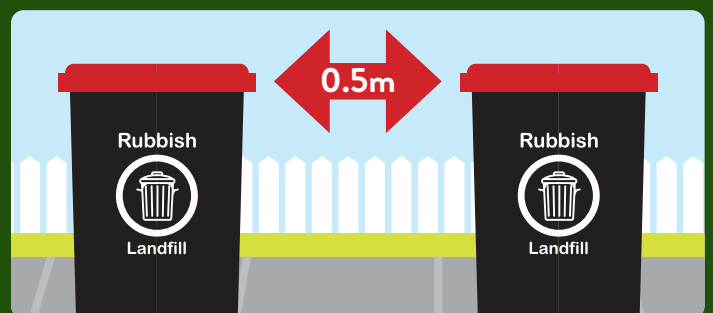


CORRECT PLACEMENT

Wheelie bins need to be facing the road and placed as close to the kerb as possible. They won't get collected if left by the fence or in the middle of the footpath.



IF POSSIBLE - GIVE IT SOME SPACE



MAKE LANDFILL YOUR LAST CHOICE